

29 Chữ Cái Tiếng Việt Và Cách Phát Âm

A (a) (a)	Ă (á) (á)	Â (ô) (ô)	B (bê) (bờ)	C (xê) (cờ)	D (đê) (dờ)
Đ (đê) (đờ)	E (e) (e)	Ê (ê) (ê)	G (giê) (gờ)	H (hát) (hờ)	I (i) (i)
K (ca) (cờ)	L (e-lờ) (lờ)	M (em-mờ) (mờ)	N (en-nờ) (nờ)	O (o) (o)	Ô (ô) (ô)
Ơ (ơ) (ơ)	P (pê) (pờ)	Q (cu) (quờ)	R (e-rờ) (rờ)	S (ét-sì) (sờ)	T (tê) (tờ)
U (u) (u)	Ư (ư) (ư)	V (vê) (vờ)	X (ích-xì) (xờ)	Y (i-cờ-rét) (i)	

12 Nguyên Âm Đơn

A (a)	Ă (á)	Â (ớ)	E (e)	Ê (ê)	I (i)
O (o)	Ô (ô)	Ơ (ơ)	U (u)	Ư (ư)	Y (i-cờ-rét)



Dấu sắc



Dấu hỏi



Dấu huyền



Dấu ngã



Dấu nặng

Sắc Hỏi Huyền Ngã Nặng Không?



Dấu mũ



Dấu móc



Dấu ngang



Dấu á

Tên (Name): _____

Các Dấu Trong Tiếng Việt

1. Dấu Thanh

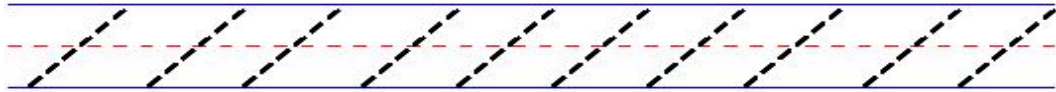
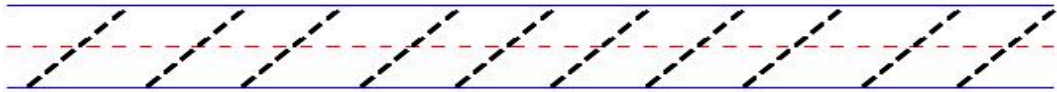
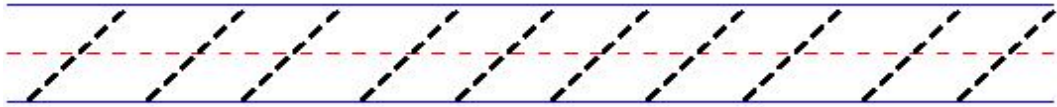
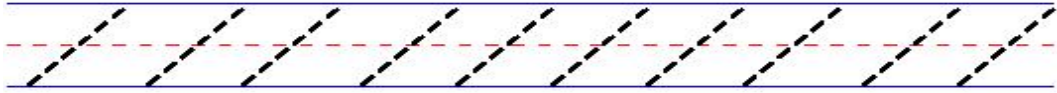
- / (dấu sắc)
- \ (dấu huyền)
- ? (dấu hỏi)
- ~ (dấu ngã)
- (dấu nặng)

2. Dấu Lập Chữ

- ^ (dấu mũ) â ê ô
- , (dấu móc) ư ơ
- (dấu ngang) đ
- ◡ (dấu á) ă

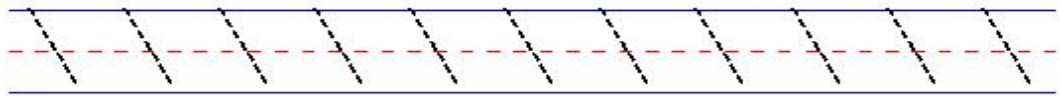
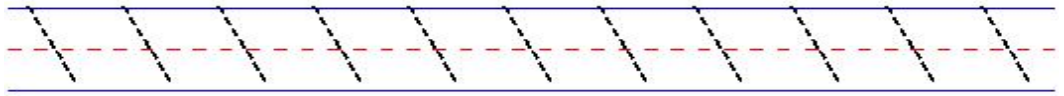
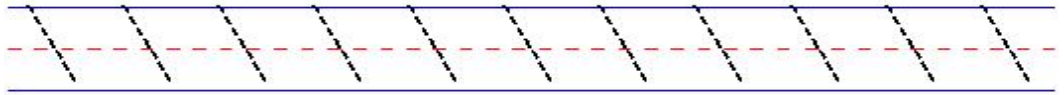
Tên (Name): _____

Dấu Sắc kéo qua




Tên (Name): _____

Dấu Huyền kéo lại







Tên (Name): _____

Dấu Hỏi cong cong ?






Tên (Name): _____

Dấu Ngã nằm ngang





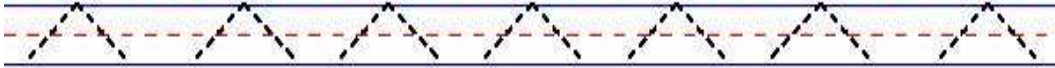
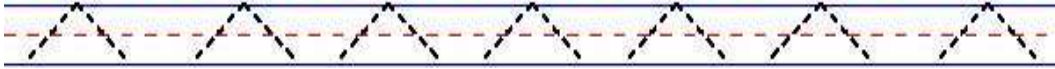
Tên (Name): _____

Dấu Nặng một chấm



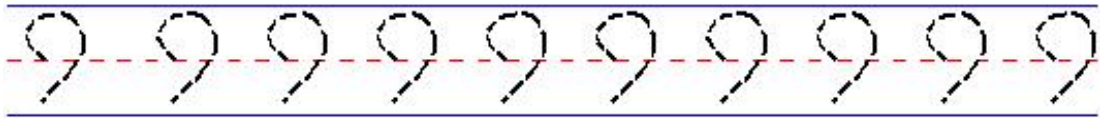
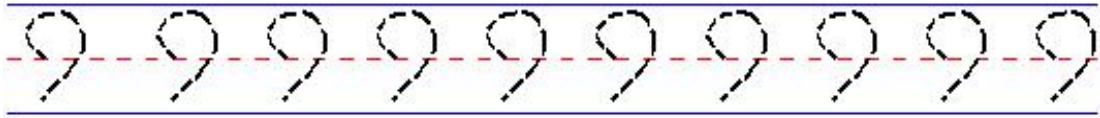
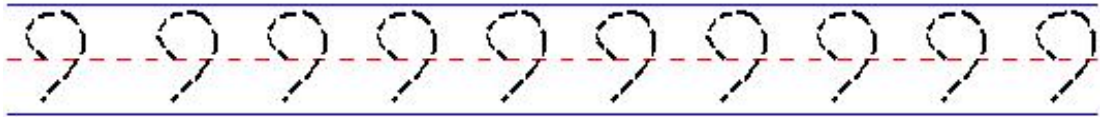
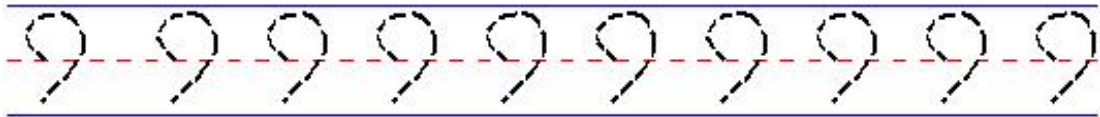
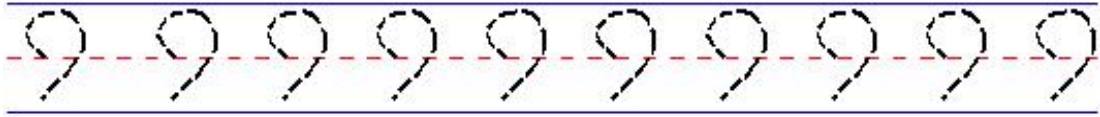
Tên (Name): _____

Dấu Mũ 



Tên (Name): _____

Dấu Móc 9



Tên (Name): _____

Dấu Ngang —

Handwriting practice lines for the horizontal stroke (Dấu Ngang). The page contains five sets of horizontal lines. Each set consists of a solid top line, a dashed middle line, and a solid bottom line. The area between the dashed lines is shaded light blue. Each set contains ten groups of small black dashes, intended for tracing the horizontal stroke.

Tên (Name): _____

Dấu á 